

Medicine & Health

 SAGE research **methods**

Medical research has been in the world spotlight more than ever in recent months, especially the need for rigorous and ethical studies. **SAGE Research Methods** can provide your library with a wealth of resources to guide new and experienced researchers through the research process, research ethics, and hundreds of qualitative, quantitative, and mixed methods used across academic disciplines.

The only library platform dedicated to research skills training and instruction, **SAGE Research Methods** combines book and reference titles, videos, case studies, and practice datasets, as well as interactive tools to help students learn and collaborate.

books&reference

The ultimate methods library with more than 1,000 books, reference works, journal articles, and videos covering the full research process.

Platform Tools:

- **Project Planner**—Like a travel guide for your research project, users are guided through each step of the research process.
- **Methods Map**—A visualization of how methods terms are related to guide users to the exact content they need.
- **Which Stats Test**—An interactive tool that suggests the best statistical method for users' specific data based on answers to a few multiple choice questions.
- **Reading Lists**—Users can create and save lists of resources. Because lists can be set to public or private view, you can view other users' lists, teaching faculty can create supplemental reading lists for their students, or you can create a private list for your eyes only.


New content added annually

[Click to view sample content](#)

Participatory Qualitative Research Methodologies in Health

Introductory Statistics for Health and Nursing Using SPSS

Qualitative and Mixed Methods in Public Health



cases

Medicine & Health

SAGE Research Methods Cases: Medicine & Health covers primary clinical and epidemiological research, both interventional and observational, as well as systematic review and meta-analysis. With an emphasis on the researcher's experiences and decision-making in designing and conducting a specific study, the cases provide a more realistic picture of research than what is often found in textbooks.

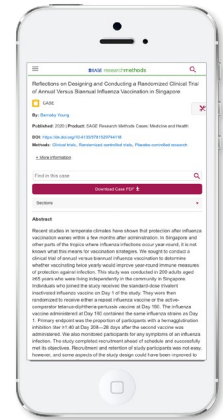
- Examples of studies are drawn from across all major medical specialties, as well as public health, nursing, dentistry, health policy, and services research.
- The case studies are written by researchers in the field, and focus on research design, methods selection, and methods application.
- Each case includes learning objectives, multiple-choice questions, and discussion questions, making them perfect for coursework.

Click to view
sample content

Reflections on Designing and Conducting a Randomized Clinical Trial of Annual Versus Biannual Influenza Vaccination in Singapore

Emerging Methods in Health-Related Social Media Research: A Case Study of Vaccine Safety and YouTube

Understanding Online Discussions of Key Public Health Issues Using a Mixed-Methods Approach



video

Medicine & Health

Launching in Summer 2021, **SAGE Research Methods Video: Medicine & Health** brings medical and health research to life, covering research methods used across medical specialties. Epidemiological and infectious disease research methods, directly relating to the current COVID-19 pandemic, will be covered, making this a timely collection for medical and health students.

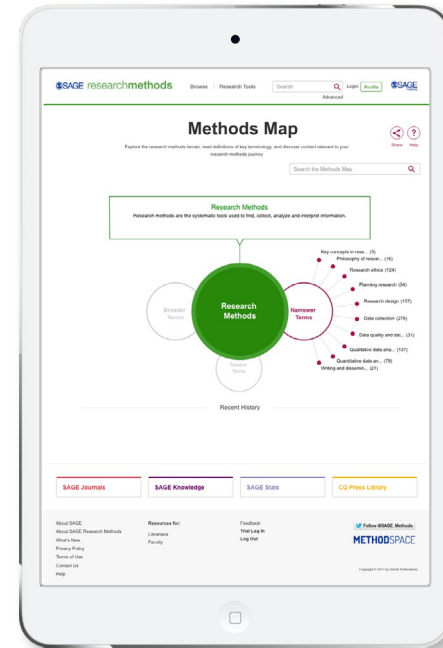
- Videos cover clinical study design, conduct and analysis, biostatistics, systematic review, and meta-analysis
- Includes includes tutorials, case studies, in-practice films, and expert interviews
- 60 hours of video
- Video player tools allow customers to create custom clips and embed videos into course management systems



data visualization

Coming in April 2021, **SAGE Research Methods: Data Visualization** will teach both beginner and advanced researchers the fundamentals of data and design necessary to create impactful visualizations.

- The Chart Gallery presents 50 chart types with notated examples, presentation tips, and alternate views.
- 30 hours of video tutorials include topics such as bringing racial equity awareness to data viz and examples of visualizations such as mapping the spread of COVID-19.
- 75 practice datasets allow users to practice creating visualizations with step-by-step instructional guides.
- Overviews of 100 software tools for creating visualizations highlights strengths of each tool to help users find the best one for their needs.



New content added annually



To set up a trial of any of these collections, please reach out to your sales manager or contact us at librarymktg@sagepub.com

 **SAGE** research**methods**